

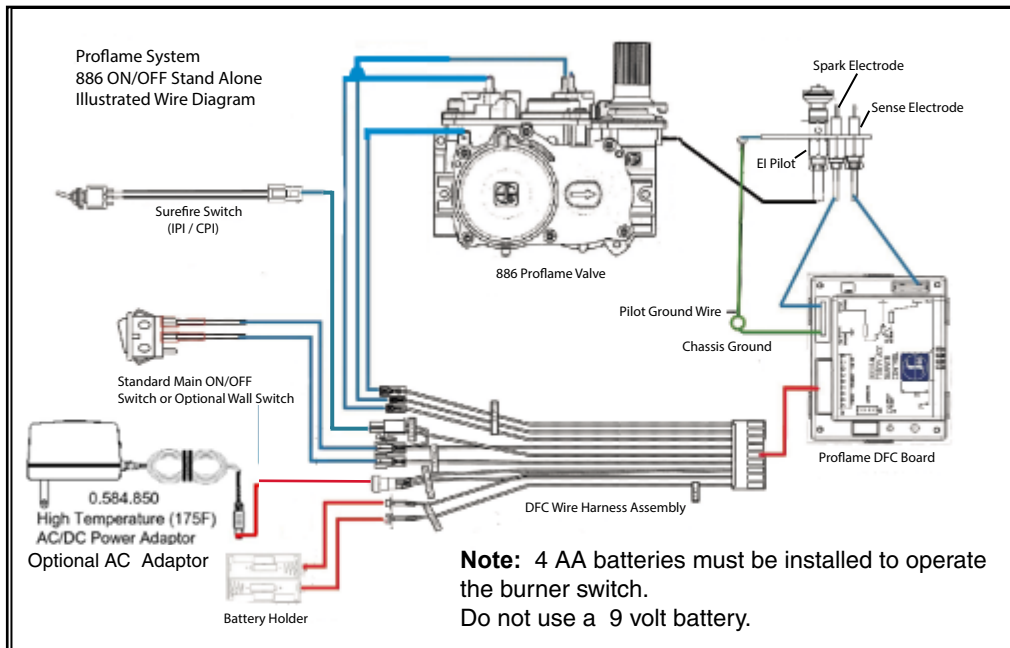
INSTALLATION

WIRING DIAGRAMS

This heater does not require a 120V A.C. supply for operation. In case of a power failure, the burner switch and the optional remote control/thermostat will continue to operate. However, a 120V A.C. power supply is needed for the fan/blower operation.

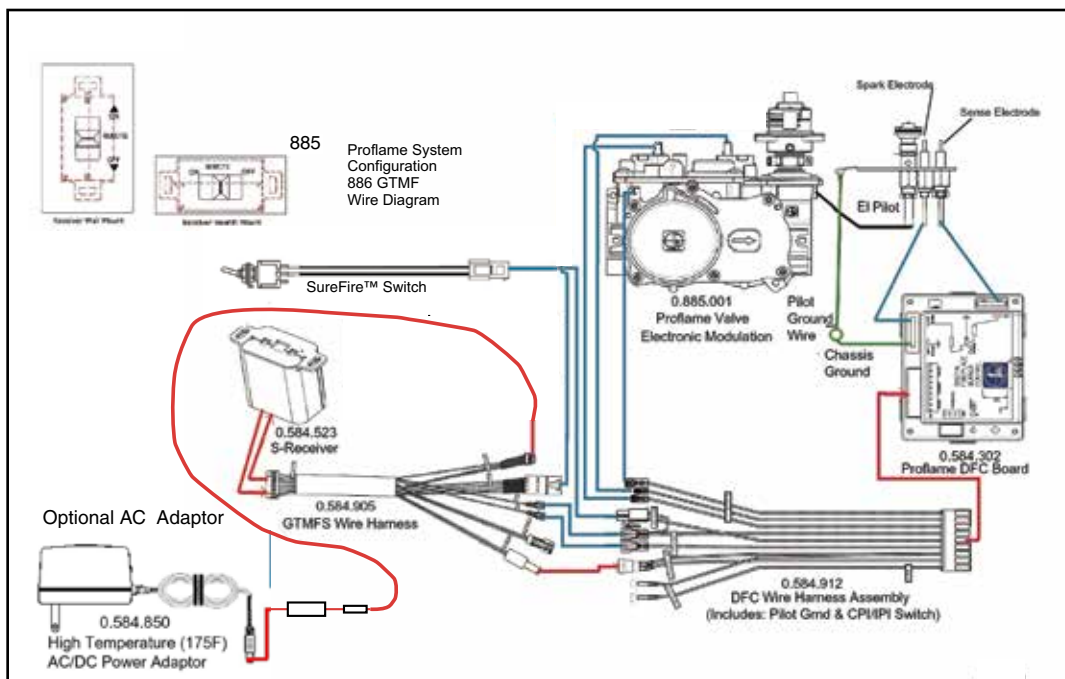
(Do not cut the ground terminal off under any circumstances.)

NOTE: Even if the fan is not purchased with the unit, it is still a good idea to bring power to the receptacle box (provided with the unit) in case the fan is installed at a later date.



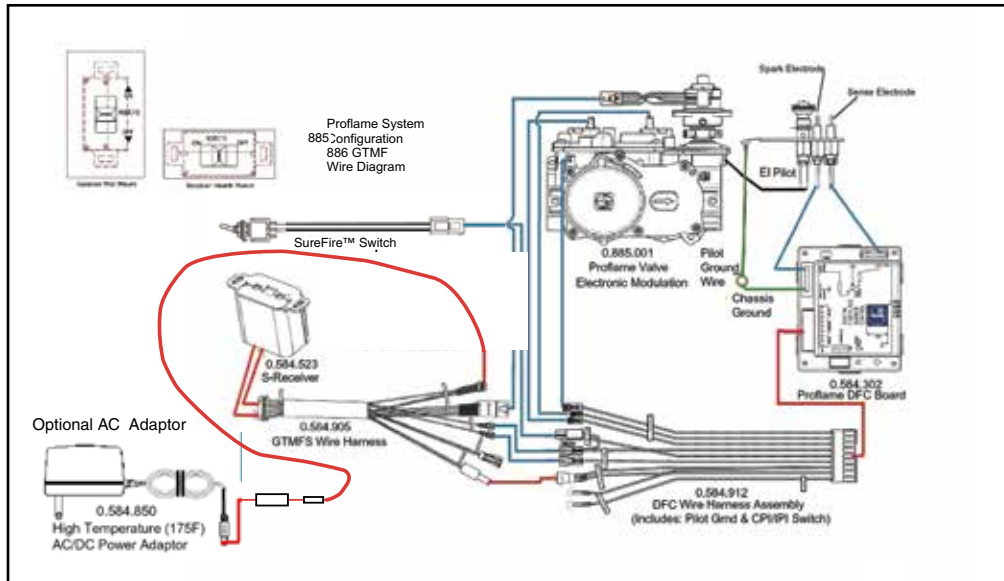
IMPORTANT: If the optional remote control is used, the AA batteries normally installed into the battery holder must be removed. The AA batteries in the receiver now operate the unit. Having AA batteries in both the battery holder and receiver will damage the gas valve.

PROFLAME SYSTEM GT



PROFLAME SYSTEM GTM

IMPORTANT: If the optional remote control is used, the AA batteries normally installed into the battery holder must be removed. The AA batteries in the receiver now operate the unit. Having AA batteries in both the battery holder and receiver will damage the gas valve.



PROFLAME SYSTEM GTMF WITH OPTIONAL FAN

