

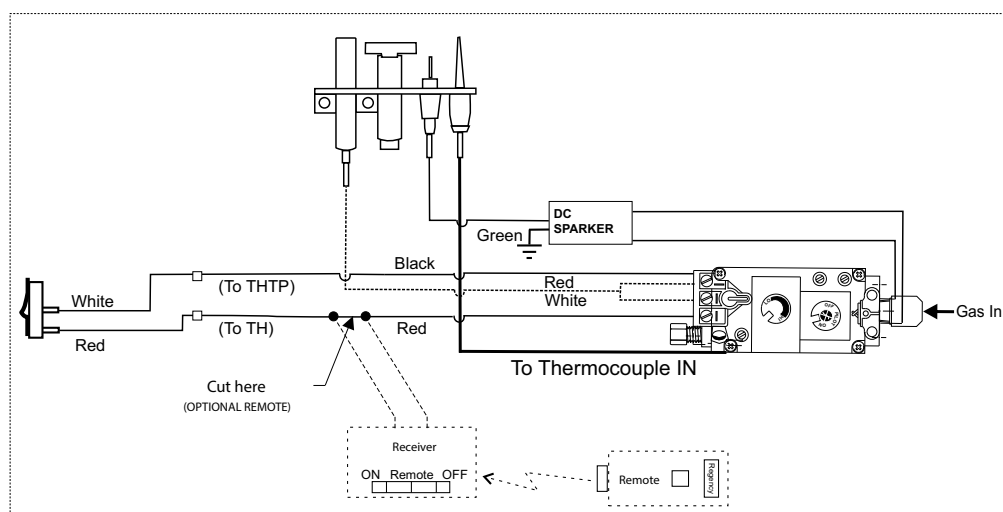
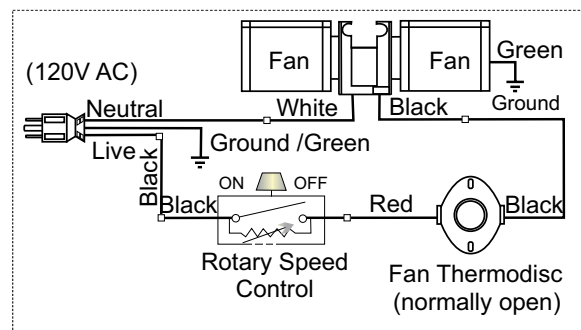
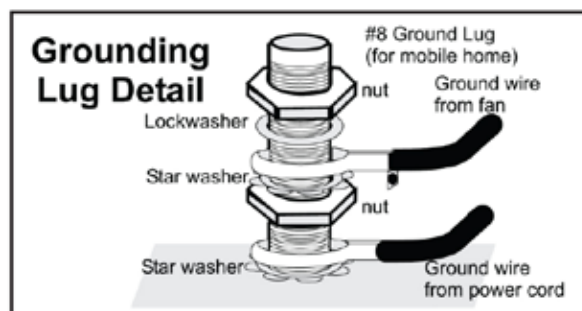
## Wiring Diagrams

If any of the original wires as supplied with the appliance must be replaced, it must be replaced with CSA type SEW (200°C) or its equivalent.

This heater does not require a 120V A.C. supply for operation. In case of a power failure, the burner switch and the optional remote control/thermostat will continue to operate. However, a 120V A.C. power supply is needed for the fan/blower operation.

**CAUTION: Label all wires prior to disconnection when servicing controls. Wiring errors can cause improper and dangerous operation.**

**Caution: Ensure that the wires do not touch any hot surfaces and are away from sharp edges.**



### WARNING: Electrical Grounding Instructions

This appliance is equipped with a three pronged (grounding) plug for your protection against shock hazard and should be plugged directly into a properly grounded three-prong receptacle. Do not cut or remove the grounding prong from this plug.